



Choose It!

Ready-mades

SCIENCE MATERIALS



Visit...
www.inclusive.co.uk

Credits

Windows is a registered trademark of Microsoft Corporation.

Chooselt! Ready-mades was created using Adobe Macromedia Flash. Flash ® is © 2006 Adobe Macromedia, Inc.

Chooselt! Ready-mades is © 2008 Inclusive Technology Ltd.

Sassoon Font is © 1993 Sassoon and Williams.

No part of this publication or software may be reproduced or transmitted in whole or part by any means without the written permission of the publisher. Whilst every care has been taken with this product, the author and publisher cannot be held responsible for any errors it may contain. No liability is accepted for any loss or damage resulting from the use of this product.

Chooselt! Ready-mades Science: Materials was created by Maria Hood (Wordology). Program design by Rod Boyes. Programming by Ian Webb. Graphic design and illustration by Chris Thornton and David Hornsey. Audio engineering by Graham Wright. Voiceover by Louise Comerford Boyes. Documentation by Rod Boyes, Alison Littlewood and Peter Butler.

We welcome your comments on all Inclusive Technology products.

Inclusive Technology Ltd
Riverside Court
Huddersfield Road
Delph
Oldham OL3 5FZ
UK
Tel: +44 (0)1457 819790
Fax: +44 (0)1457 819799
email: inclusive@inclusive.co.uk
www.inclusive.co.uk

Introduction

Science: Materials is a set of **Chooselt! Maker** activities, supplied with the **Chooselt ! Ready -mades** program . This user guide presumes you also have the general user guide for **Chooselt ! Ready-mades**.

This Activity Set has 31 activities designed to give pupils revision in the knowledge learnt in practical lessons about materials at KS1 and 2. Each activity consists of up to 22 multiple choice questions, focusing on each topic. A 'Monkey' activity is also included as a fun round-up.

This program should be considered initially as a revision of facts learnt during science lessons, but also as a resource which can be used as either a teaching aid or for an assessment of the pupil's knowledge in that area. It is not a linear scheme of work. Because the topics have been broken down into very small steps, they are easily linked to SEN pupils' Individual Education Plans. Some activities are suitable for the pupil to do independently , but to get the most out of each activity a one-to-one situation is advisable . This way the language of the subject can be developed alongside the concept being practised.

All activities are self-correcting so the pupil does not experience failure. A simple scoring scheme allows you to track progress.

Note regarding children with learning difficulties:

The most important aspect in the life of a special needs child is routine, because with a good routine comes security, and hence confidence. Once the child has confidence and is relaxed with the surroundings, learning can then take place. This ideal has been used when planning the activities in **Chooselt! Maker 2** by utilising repetition and simple language.

Installation

This manual is accompanied by a general user guide for **Chooselt! Ready-mades**. The **Chooselt Ready-mades** user guide gives you help with installing and running this Activity Set. It also shows you how to use the options and how to set up switch access.

Getting Started

This Activity Set consists of 31 activities covering:

- Recognition of different materials.
- Properties of different materials.
- The water cycle.

To see the activities, start the **ChooseIt! Ready-mades** program and click on **Science: Materials**. You can scroll down using the scroll bar on the right-hand side of the screen to see all of the activities.



To play an activity, tick the white box next to it and then click the **Play** button at the bottom of the screen.



Quick Hints and Tips



Use the left and right arrow keys on the keyboard to skip forward or back through an activity. They can be used for:

- Reviewing the content of an activity.
- Skipping to a page more suitable for the learner.
- Going back and trying some pages again.



Remember that learners do not need to read to play these activities, as all text is spoken. Learners can click on the loudspeaker button to hear the question again.

To make an activity easier, you can use the **Prompt** options to display the answer at the bottom of the screen.

The Activities

1 - 11 Naming materials

- 1 Water
- 2a Rocks
- 2b Fossils
- 3 Wood
- 4 Fabric
- 5 Plastic
- 6 Metal
- 7 Metal, plastic or wood
- 8 Glass
- 9 Rubber
- 10 Classroom materials
- 11 Odd one out - materials

12 - 26 Properties of materials

- 12 Natural or man made
- 13 Solid, liquid or gas
- 14 Gases quiz
- 15 Bendy or firm
- 16 Hard or soft
- 17 Rough or smooth
- 18 Density - heavy and light


19 Weighing machines

- 20 Opaque, transparent or translucent
- 21 Changing materials
- 22 Changing materials quiz
- 23 Squashing, bending, twisting and stretching
- 24 Different clothes
- 25 Keeping warm
- 26 Waterproof or absorbent
- 27 The water cycle
- 28 Properties vocabulary
- 29 Materials and their properties quiz
- 30 Monkey materials

The Activities


1 - 11 Naming materials

1) Water - 20 pages




This activity is an introduction to the subject of water. Each page has a simple question about water with either two or three answers to choose from. Frozen water and bubbles are included in the choices, which could be used as an introduction to discussions about the different forms water can take.

2a) Rocks - 16 pages




This is intended as a follow-up activity in which limestone, granite, sandstone, chalk and slate are recognised in their natural state. It is designed to follow practical activities where the pupil feels samples and discusses the attributes of different rocks.

2b) Fossils - 10 pages




This activity can be used as a follow-up reinforcement to a class lesson on fossils. On each page it matches the fossil to the live creature. The pupil chooses the fossil for the correct answer.

3) Wood - 15 pages




This activity can be used as a follow-up reinforcement to a class lesson on wood. On each page the pupil chooses the object made from wood. The first four pages have a choice of two pictures; then there is a choice of three.

4) Fabrics - 20 pages



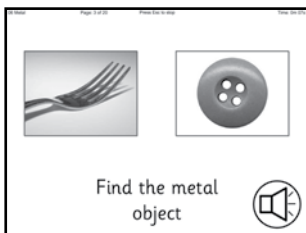
This activity can be used as a follow-up reinforcement to a class lesson on fabrics. On each page the pupil chooses the named fabric. The first sixteen pages have a choice of two pictures, and then the final pages of the activity have a choice of three.

5) Plastic - 20 pages




This activity can be used as a follow-up reinforcement to a class lesson on plastic. On each page the pupil chooses the plastic object. The first fifteen pages have a choice of two pictures, and then the final pages of the activity have a choice of three.

6) Metal - 20 pages



This activity can be used as a follow-up reinforcement to a class lesson on metal. On each page the pupil chooses the metal object. The first fifteen pages have a choice of two pictures, and then the final pages of the activity have a choice of three.

7) Metal, plastic or wood - 18 pages




This activity checks to see if the pupil can differentiate metal, plastic or wood. The first nine pages have two choices, the following six pages have three choices, and then on the final three pages there are four pictures to choose from.

8) Glass - 20 pages




This activity can be used as a follow-up reinforcement to a class lesson on glass. On each page the pupil chooses the glass object. Throughout this activity there are only two choices on each page.

9) Rubber - 20 pages




This activity can be used as a follow-up reinforcement to a class lesson on rubber. On each page the pupil chooses the rubber object. The first fifteen pages have a choice of two pictures, and then the final pages of the activity have a choice of three.

10) Classroom materials - 20 pages



This activity can be used as a follow-up reinforcement to a class lesson on materials. On the first thirteen pages the pupil recognises familiar classroom objects. The final pages then test the pupil's knowledge on the type of materials used for the classroom objects.


11) Odd one out - 20 pages



In this activity there are three choices on each page. The pupil needs to find one item that is a different material from the other two.


12 - 26 Properties of materials

12) Natural or man made - 15 pages



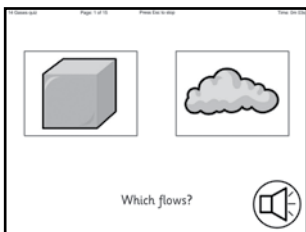
This activity checks if the pupil can distinguish between objects made from materials found in nature and objects made from materials created by man. It is ideal as an introduction to discussions about organic and inorganic materials. Two and three choices are used.

13) Solid, liquid or gas - 12 pages




This activity can be used as a follow-up reinforcement to a class lesson on differentiating between solids, liquids and gases. On the first nine pages the pupil chooses the solid, liquid or gas from two objects. Pages ten to twelve show the three different states of water.

14) Gases quiz - 15 pages




This is a quick revision quiz on general knowledge about gases. Two, three and four choices are used.

15) *Bendy or firm - 15 pages*




This is an introductory activity for the pupil to recognise objects that are made of flexible or rigid materials. All the bendy objects used in this activity change temporarily - the material returns to its previous condition. There are two choices on the first ten pages, then three on the final five.

16) *Hard or soft - 20 pages*




This is a follow-up activity for the recognition of hard or soft objects, to be completed after a practical group session where the pupils have had the opportunity to feel hard and soft objects. There are three choices on each page.

17) *Rough or smooth - 20 pages*



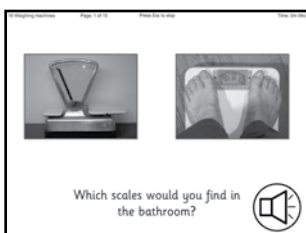
This is a follow-up activity for the recognition of rough or smooth objects, to be completed after a practical group session where the pupils have had the opportunity to feel rough and smooth objects. There are two choices on each page.

18) Heavy or light - 16 pages




This is a follow-up activity for the comparison between heavy and light objects, to be attempted after a practical group session where the pupils have had the opportunity to feel heavy and light objects. There are two choices on each page.

19) Weighing machines - 15 pages



This activity is an introduction to weighing machines: spring balance and different types of scales. Two and three choices are used throughout.

20) Transparent, translucent or opaque - 21 pages



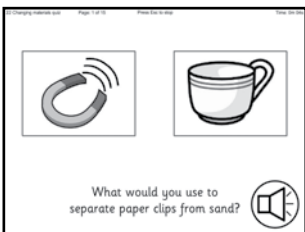
In this activity the pupil practises recognising the properties of opaque, transparent and translucent objects. Two and three choices are used throughout.

21) Changing materials - 15 pages




This activity looks at the effect of heating and melting on objects. Discussions about whether the changes are permanent could be introduced while using this activity. Two choices are given for the first nine pages, and then on the final six pages the pupil chooses from three.

22) Changing materials quiz - 15 pages




This is a follow-up to activity 21. It can be used as an assessment at the end of this topic. Only two and three choices are given in this activity.

23) Squashing, bending, twisting and stretching - 20 pages




This is an introductory activity for the pupil to recognise that objects can move in different ways. There are two choices on the first sixteen pages, then three on the final four.

24) Different clothes - 15 pages




This activity looks at appropriate clothes for different weathers and activities. For the first three pages the pupil chooses from two items. For the following twelve pages there are three to choose from.

25) Temperature - 18 pages



This is a quick revision activity on general knowledge about temperature. There are two choices on each page.

26) Waterproof or absorbent - 20 pages



This activity gives the pupil experience in differentiating between waterproof and absorbent materials. Two and three choices are given.


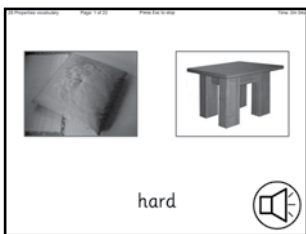
27) The water cycle - 16 pages



This is the story of the cycle of water from the sea into the home and back into the sea. Three choice boxes are given on each page.


28) Properties vocabulary - 22 pages

29) Revision quiz - 15 pages



Both these activities revise the vocabulary and concepts of materials and their properties.

30) Monkey materials - 10 pages




This is a fun revision activity starring the big brown monkey.

Worksheets

Choose the Best mate

Colour the animals we can get yarn from.



© Inclusive Technology 2008 Free distribution for non-commercial purposes.

Choose the Best mate

Circle the clothes you wear in cold weather



© Inclusive Technology 2008 Free distribution for non-commercial purposes.

Wikipedia image credits

Picture	Author
Spoon	Donovan Govan
Knife	Frank C Muller
Saucepan	Escherichia coli
Doll	AJ
Jug	Harvey A
Bricks	Fruggo
Light bulb	KMJ
Glass plate	Kdm85
Glass jug	Kdm85
Glass candlestick	Kdm85
Sugar bowl	Lar
Car window	Christopher Ziemnowicz
Glass bowl	Donovan Govan
Metal candlestick	Piotrus
Glass beads	Aarchiba
Gold earrings	Jastrow
Chalk	Mike plante
Glue	Anegatron
String	Ryj
Paper clip	Visualpanic
Drawing pin	Piotrek91
Rubber chickens	Joe Mabel
Rubber gloves	Werneuchen
Tyres	Johann Jaritz
Rubber balls	Markus Schweiss
Rubber bands	Yjg
Eraser	Stephan-Xp
Rubber pig	Xavier Snelgrove
Rubber sandals	Ian Armstrong
Diabolo	Stoat Bringer
Sieve	Julo
Sugar	Donovan Govan
Tea leaves	Editor at large
Salt	Garitzko
Rice	Vadakkan
Thermos flask	Crux

Tea plates	Matthias Sebulke
Pink mirror	Gilboonet
Spherical mirror	Arpingstone
Broken glass	Jef Poskanzer
Rope	Danielle Keller
Thread	Durova
Slippers	Piccolo Namek
Cling film	Ilmari Karonen
Wooden boat	Rufino Uribe
Waterworks	Gouwenaar
Water pipes	GeorgHH
Tanker	MarcinJ Lewardowski
Truck	Tennen Gas
Sewage works	Velela
Weighing machine	Anthony B
Kitchen scales	Algont
Bathroom scales	Frank C Muller
Coke bottles	Surachit
Glass slippers	Glamhag
Glass bricks	Michael Wolf
Poly tunnel	Val Vannet
Smart tower	Markus Braun
Bleu beaker	Manfred Heyde
Mercury	Unkky
Playground bars	Pacian
Spring rider	Robert de Greef
Dishwasher	Piotrus
Garden hose	Nardlip
Car wash	Michiel 1972
Vaccum	Che
Ammonite	Viehmann
Shells fossil	Palaeo Mal
Fossil starfish	Cardioceras
Fern fossil	Woudloper
Weevil	SNP
Fish	SNP
Dino footprints	jynus
Slate	Vincent Anciaux
Chalk cliffs	Ricardo Boimore
Chalk quarry	Wouterhagens

Sandstone	Ulrich Koberg
Limestone	Michael Frey
Granite	Jim Champion
Mountain	Thincat
Wall	Orestek
Lawn	Salasks
Ammonite	Heinrich Harder
Horseshoe crab fossil	David Goehring
Horseshoe crab	Opencage
Shrimp fossil	Hans Hillewaert
Log cabin	Brian Stansberry
Table	Akir
Chair	Akir
Beanbag	Jojo Paris
Cushion	Lusheeta
Bunk bed	Miguel Andrade
Air bed	Ingolfson
Wooden spoon	Donovan Govan
Rubber duck	Muu-Karhu
Metal boat	LokiLeCh
Wooden puzzle	Alexander Hermes
Play doh	Larry D Moore
Plastic bricks	Priwo
Key ring	Les
Toy mouse	Kordas
Rocking rabbit	Holger Ellgaard
Wool	Roy + Danielle
Cotton	Stormy
Wipes	Elkagye
Lace	Julo
Leather jacket	Maksim
Silk kimono	Tsui
Sponge	Peng
Corduroy	Ludek
Denim	Romanm
Felt balls	Danielle dk
Cardboard box	Liftarm
Sellotape	Aney
Towel	Mike
Umbrella	Jean Di Alembert

Net
Chiffon sari
Carpet
Velcro®
Cork mats
Plastic bowl
Plastic bags
Plastic cup
Plastic ruler

Ryj
Gvert Tered
Mina 213
Ryj
Aka
Pietel
Muriel Gottrop
Wildfeuer
Luigi Chiesa

Notes

